

Guidance on How to Apply for Graduation: Follow the Steps Below to get Started!

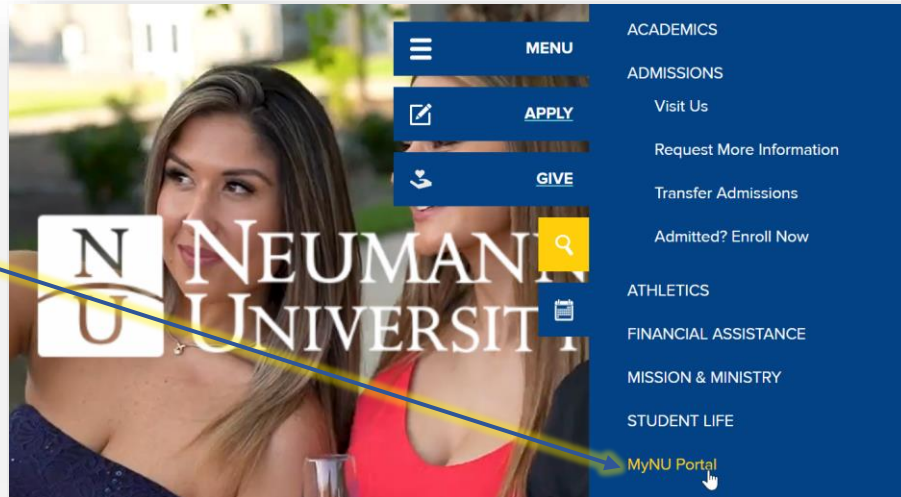
Deadline is noted within Self Service on the Graduation Overview tab.

Students are strongly encouraged to apply in advance of the deadline to avoid missing the deadline.

Step 1:

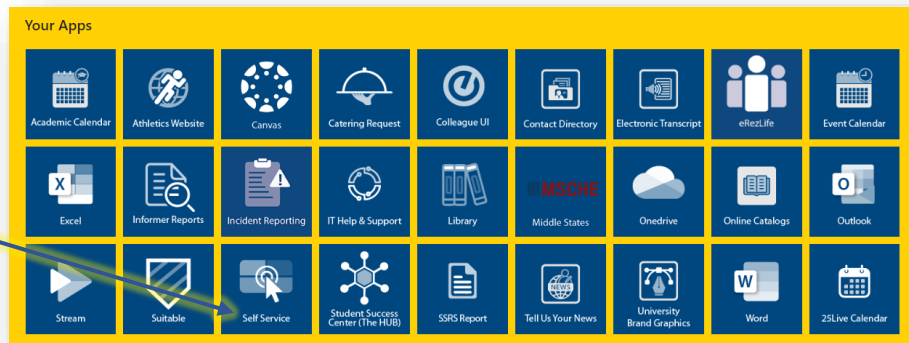
Sign into your My NU Portal via www.neumann.edu

Menu – drop down item My NU Portal



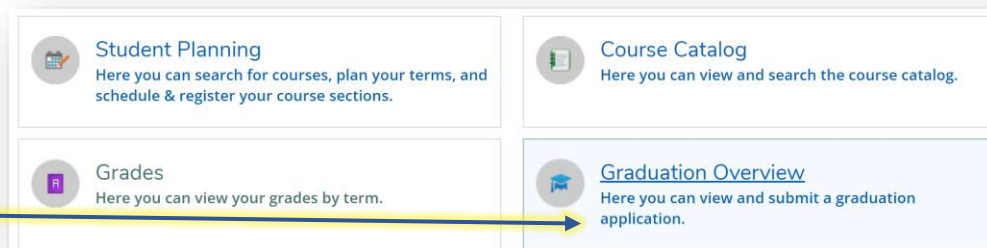
Step 2:

Within your My NU Portal, Click on the Self Service app



Step 3:

Click on "Graduation Overview" to input your Application for Graduation



For any follow-up questions on your Application for Graduation, contact the [University Registrar's Office](#).